



*National Treatment Agency
for Substance Misuse*

National Drug Treatment Monitoring System (NDTMS)

NTDMS DET and DAMS

Minimum Environment Criteria

Author: P Mantrala

Approver: A Torkpour

1. Revision History

Version	Author	Purpose / Reason	Date
0.1 draft	M.Heap	Initial Draft	03/04/2006
0.2	R.McKenna	Minor corrections made to typos	22/05/2006
0.3	M.Heap	Addition made to include details on enabling JavaScript	23/08/2006
0.4	P Mantrala	Relevant modifications as FUP no longer exists	25/01/2011

2. External References:

No	Description	Version

References to the above documents will be indicated by square brackets (eg [1])

3. Outstanding Issues:

No	Sec	Description

4. Significant Changes (in this issue):

No	Section	Description

5. Distribution

Name	Role
Mark Hinchcliffe	NDTMS Programme Office Manager
Al Torkpour	Technical Lead
NDTMS Regional Teams	

6. Contents

1.	Revision History.....	2
2.	External References:	2
3.	Outstanding Issues:.....	2
4.	Significant Changes (in this issue):	2
5.	Distribution	2
6.	Contents	3
7.	Introduction	4
7.1	Assumptions	4
8.	Minimum Environment Criteria	5
8.1	Hardware	5
8.2	Software.....	5
8.3	Other	5
9.	Annex A – checking/enabling Java scripting	6

7. Introduction

This document details the minimum environment criteria for using the NDTMS DAMS (Drug and Alcohol Monitoring System) and the Data Entry Tool (DET).

7.1 Assumptions

This document assumes that all operators of DAMS and DET systems possess a certain basic level of IT literacy (i.e. know how to turn a PC on, launch a web browser and are familiar with storing and accessing files on their PC).

8. Minimum Environment Criteria

This section details the basic requirements for operating the FUP and the DET.

8.1 Hardware

Users must have access to the following:

- A Windows-based PC
 - With a screen resolution of at least 1024x768 (preferably higher)
- Colour monitor, supported by colour graphics
- File system access (hard drive and/or network drives)

8.2 Software

Users must have access to the following:

- A web browser – Internet Explorer 7.0 or higher
 - With Java Scripting enabled (see Annex A)

Note: NTA's development team strongly recommends **Microsoft Internet Explorer** only. Although the NDTMS systems work fine on other widely used browsers like Firefox and Google Chrome, technical support is currently not available to maintain compatibility views.

- An email address (with client software, e.g. Outlook or Outlook Express)

8.3 Other

User must have access to the following:

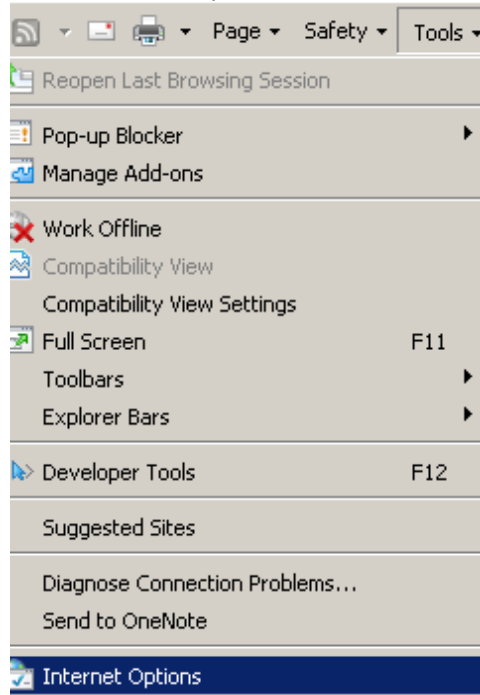
- Internet Access (minimum: broadband preferred)

9. Annex A – checking/enabling Java scripting

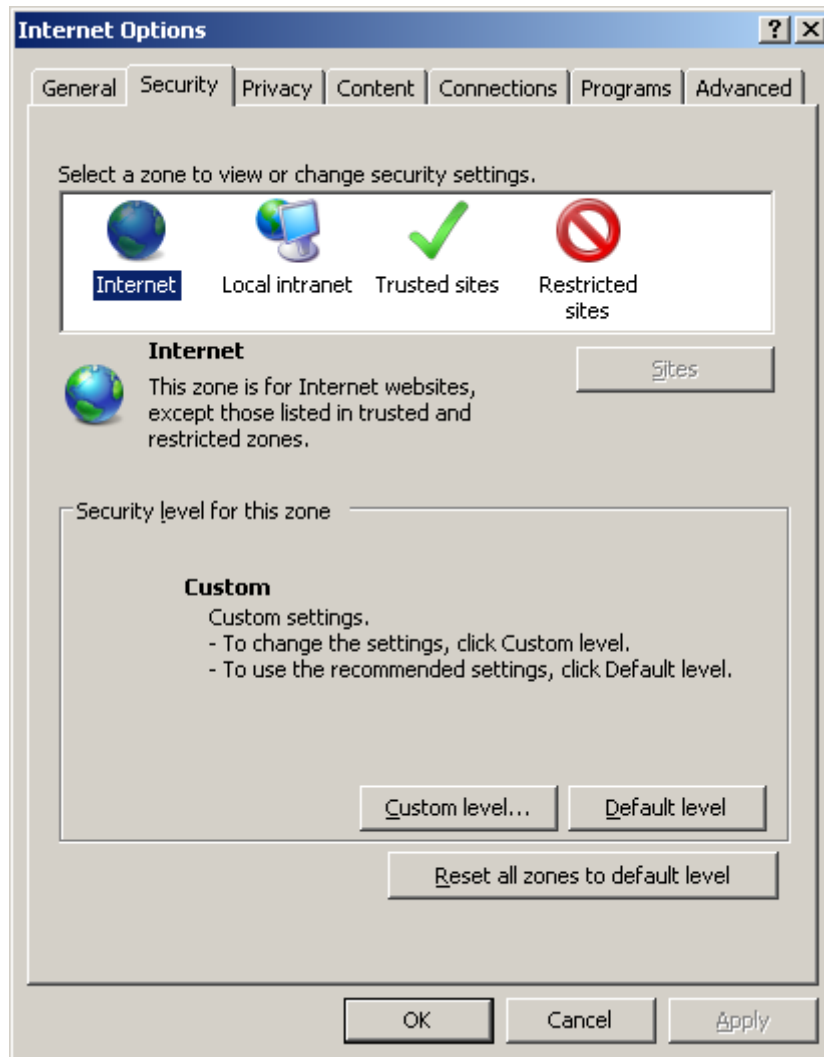
This annex details how to check and enable the Java scripting in Internet Explorer 5.5 or above.

To check whether Java scripting is enabled in Internet Explorer, follow these steps:

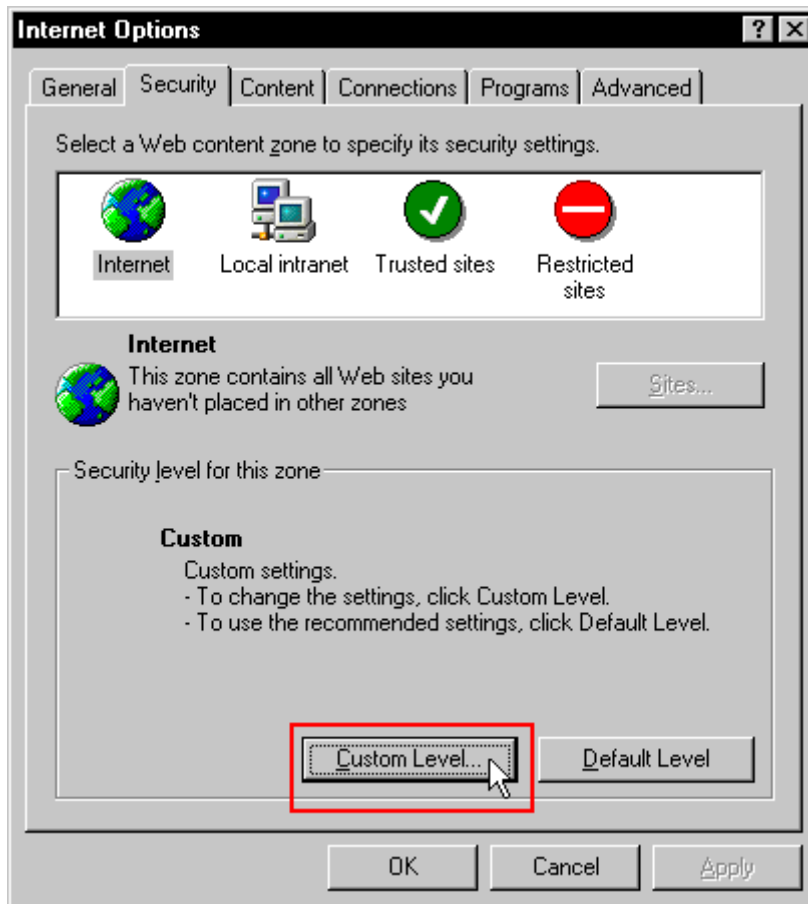
1. Launch Internet Explorer 8.0
2. Go to “Tools”
3. Go to “Internet Options”



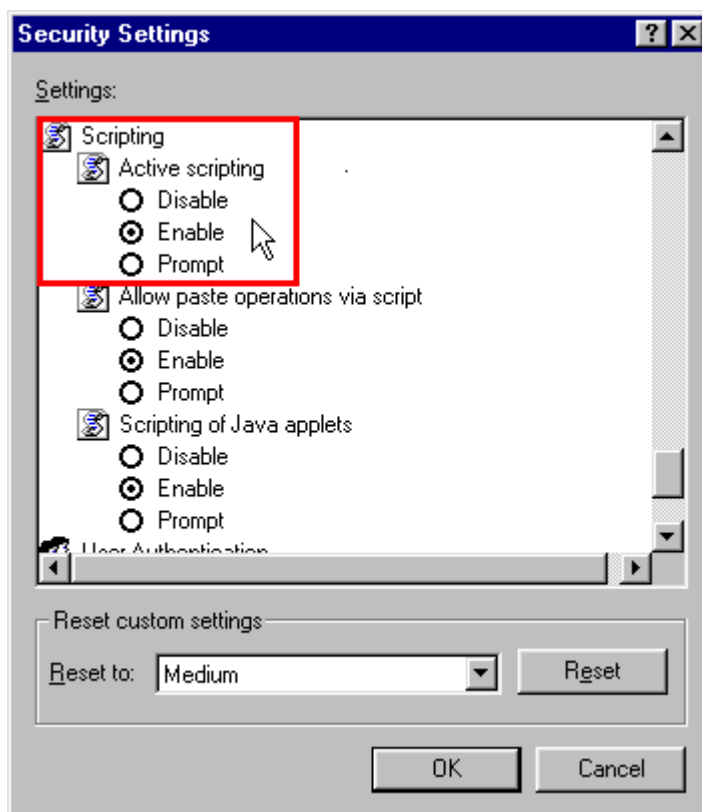
4. Click on “Security” tab



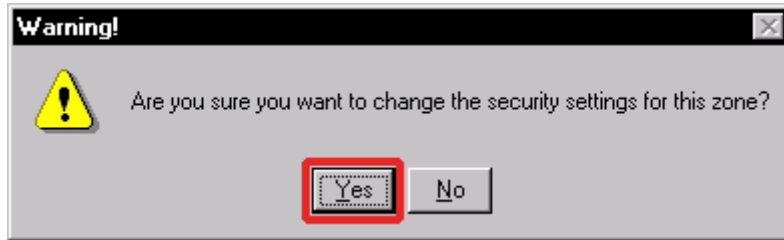
5. Click on "Custom level"



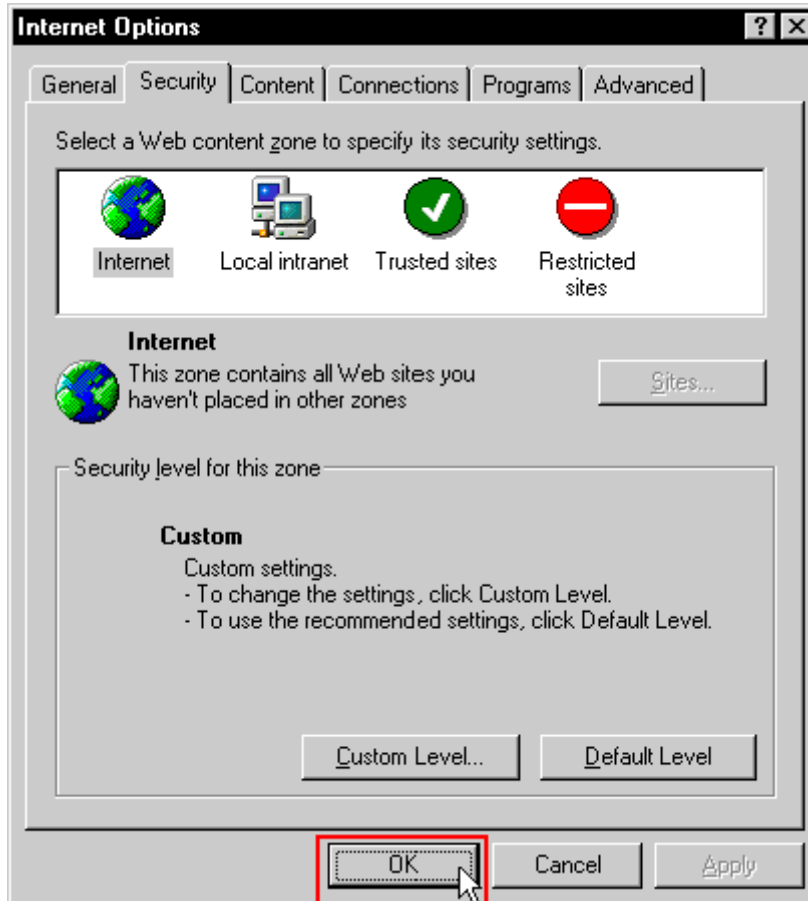
6. Scroll down to the section called **Scripting**.
7. Verify that **Active scripting** is enabled. If it is not, then click the circle next to **Enable**. Click **OK**.



8. Click "Yes"



9. Click "Ok" to the second window



10. Click the "Refresh" button on your browser toolbar.
11. Java Script should now be enabled.
12. If you do not see the option to enable Active Scripting, you must update your browser to Internet Explorer 8.0