

Drug Treatment 2009-10 in the North West

Emerging trends

Drug use among 18-24yr olds: There has been an overall decline in the number of 18-24yr olds accessing treatment for heroin and crack cocaine, the most problematic drugs.

The number of problem drug users (PDUs) accessing treatment in this age group has fallen from 937 in 2008/09 to 746 in 2009-10. Since 2005-06 there has been a 47% reduction in the number of people accessing treatment for these drugs.

While the number of people accessing treatment for opiates and crack cocaine has generally fallen, in 2009-10 there has been a 19% increase in the number of people in this age group accessing treatment for cannabis, 889 compared to 748 people 2008-09.

Drug use among older users: In line with national trends, the North West region has seen a 12.0% increase in the number of people in their 40s accessing treatment for heroin problems since 2008-09 or 53% since 2005-06. This age group made up the the largest proportion of all presentations to treatment within the region in 2009/10 (23%) while nationally the over 40s were the second largest group presenting to treatment (21%). This would indicate that the North West region contains slightly more older drug users requiring treatment than the rest of the country.

Trends in new treatment presentations for crack and powder cocaine: There has been a decrease in the number of people accessing treatment due to problems with crack cocaine. This has reduced from 434 in 2008-09 to 290 in 2009-10, a 33% change.

The opposite trend has been observed with powder cocaine. There has been an increase (3%) in the number of people accessing treatment due to problems with this substance since 2008-09.

New treatment journeys: In 2009/10 a total of 13,637 adults started a new treatment journey. Problematic drug users, or users of heroin, crack cocaine or the combined use of both drugs made up the majority of new treatment journeys with 67% or 9,140 people entering structured treatment for these drugs.

Numbers in treatment: There were a total of 38,550 adults accessing structured treatment in the North West region during 2009-10, down minimally from 2008-09 (a decrease of 0.01%).

82.4% or 31,780 people were in treatment due to problems with the most problematic drugs, heroin and crack cocaine.

Breakdown of most common drugs: The most frequently reported main drugs of misuse by adult clients in the region are shown below:

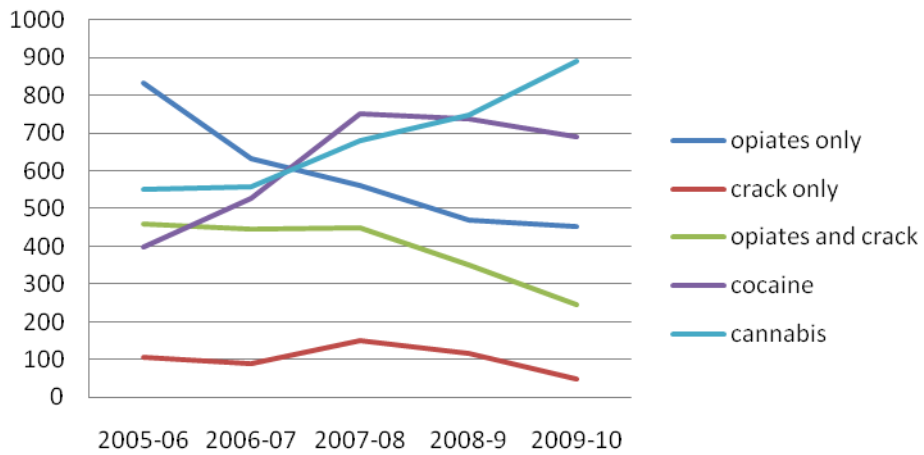
- Opiates: 49 per cent (19,081)
- Crack: 1 per cent (515)
- Crack and opiates: 31 per cent (12,113)
- Benzodiazepines: 0.4 per cent (173)

- Amphetamines: 2.2 per cent (855)
- Cocaine: 7.5 per cent (2,876)
- Hallucinogens: 0.1 per cent (34)
- Ecstasy: 0.1 per cent (48)
- Cannabis: 6.6 per cent (2,540)

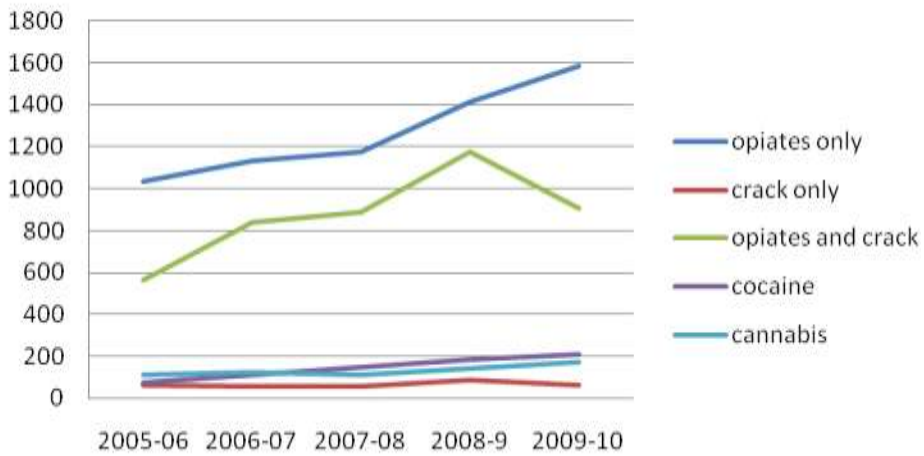
Effective treatment: 94% of adults (36,338) in treatment during 2009/10 remained in structured treatment for more than 12-weeks, making treatment more likely to be effective in the long-term.

Successful completions: In 2009/10 a total of 11,154 adults left structured treatment. Of these 41% (4,603) did so successfully (completing their treatment free of dependency), a 23.4% increase on the 3,731 people successfully completing treatment in 2008/09.

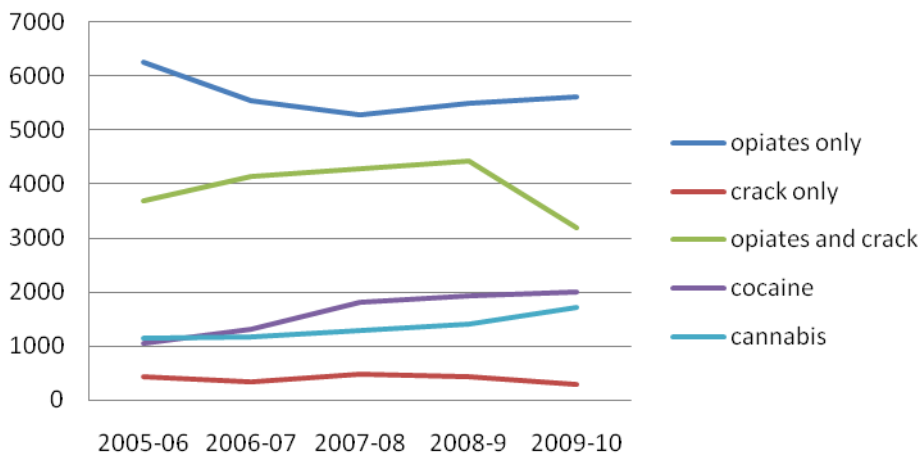
North West under 25s



North West over 40s



North West all ages



	18-24				
	2005-06	2006-07	2007-08	2008-9	2009-10
opiates only	833	633	560	469	453
crack only	106	88	152	118	49
opiates and crack	458	447	450	350	244
cocaine	397	526	750	739	690
cannabis	551	556	680	748	889
other	277	192	186	161	151
Total	2622	2442	2778	2585	2476

	25-29				
	2005-06	2006-07	2007-08	2008-9	2009-10
opiates only	1363	1113	1050	966	943
crack only	90	80	116	96	57
opiates and crack	770	739	829	717	466
cocaine	256	310	440	492	547
cannabis	208	213	221	239	308
other	243	172	178	154	134
Total	2930	2627	2834	2664	2455

	30-34				
	2005-06	2006-07	2007-08	2008-9	2009-10
opiates only	1673	1442	1338	1306	1258
crack only	100	78	89	81	49
opiates and crack	1036	1092	1055	1038	743
cocaine	199	222	286	329	344
cannabis	151	160	154	164	205
other	329	207	200	177	154
Total	3488	3201	3122	3095	2753

	35-39				
	2005-06	2006-07	2007-08	2008-9	2009-10
opiates only	1346	1230	1157	1344	1368
crack only	69	43	65	54	69
opiates and crack	871	1019	1055	1160	835
cocaine	131	143	183	188	200
cannabis	118	108	127	128	136
other	300	184	172	171	147
Total	2835	2727	2759	3045	2755

	40+				
	2005-06	2006-07	2007-08	2008-9	2009-10
opiates only	1033	1131	1174	1413	1584
crack only	61	60	57	85	66
opiates and crack	562	839	888	1173	908
cocaine	77	111	148	183	211
cannabis	114	124	109	142	173
other	319	270	204	260	240
Total	2166	2535	2580	3256	3182

	All Ages				
	2005-06	2006-07	2007-08	2008-9	2009-10
opiates only	6248	5549	5279	5498	5606
crack only	426	349	479	434	290
opiates and crack	3697	4136	4277	4438	3196
cocaine	1060	1312	1807	1931	1992
cannabis	1142	1161	1291	1421	1711
other	1468	1025	940	923	826
Total	14041	13532	14073	14645	13621